

APPLICATION

Submersible drainage stainless steel water pumps, with stainless steel plunged back impeller Vortex type.

Able to drain decanting cesspools and to pump waste water for domestic and civil purposes.

They can also be used for slightly acidic water.



**PUMPHOUSE
IRELAND Ltd.**



OPERATING CONDITIONS

- Liquid temperature up to 35°C
(for home use according to EN 60335-2-41)
Max. liquid temperature: 35°C (for other uses)
- Maximum immersion depth 10 mt.
- Grain size inlet Ø 50 mm
- Min. suction level 70 mm
- Continuous duty

MOTOR


- Single-phase 230V-50Hz (with floater)
- Three-phase 400V-50Hz
- Dual chamber with oil bath motor for cooling and bearing lubrication
- Permanent split capacitor
- Insulation Class F
- Protection IP 68

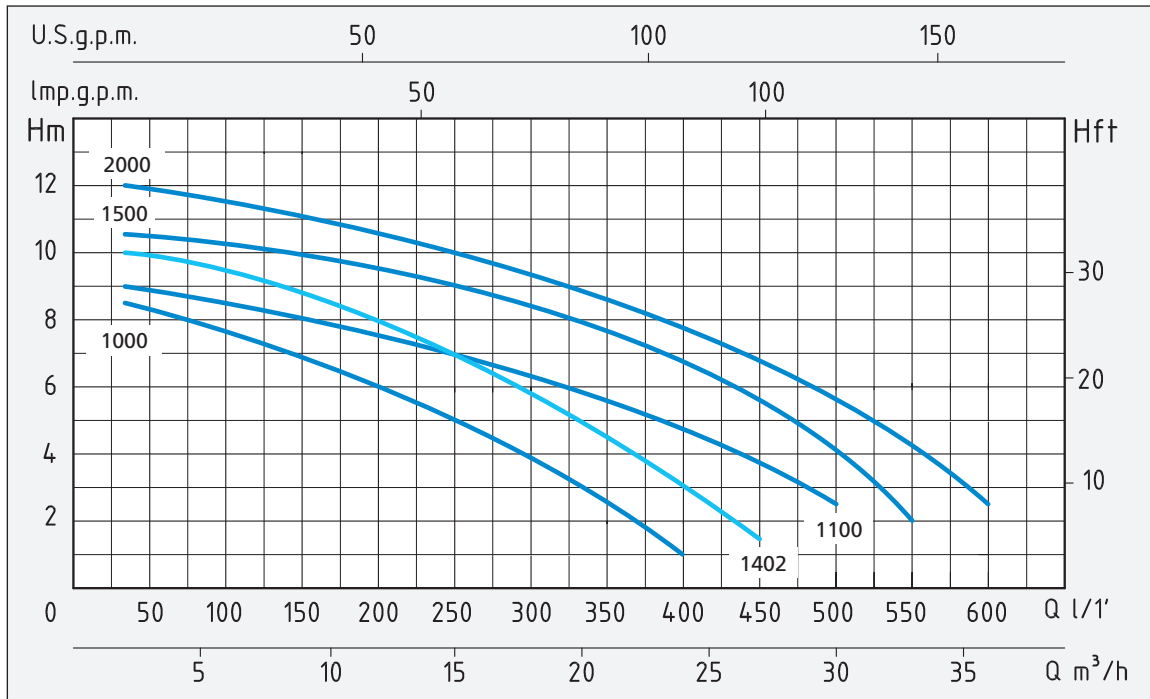
MATERIALS

- | | |
|-------------------------------------|-----------------------------|
| - Handle | Stainless Steel AISI 304+PP |
| - Motor casing | Stainless Steel AISI 304 |
| - Pump body | Stainless Steel AISI 304 |
| - Impeller | Stainless Steel AISI 304 |
| - Suction grid | Stainless Steel AISI 304 |
| - Shaft with rotor | Stainless Steel AISI 304 |
| - Mechanical seal
in oil chamber | Silicon/Silicon/NBR |

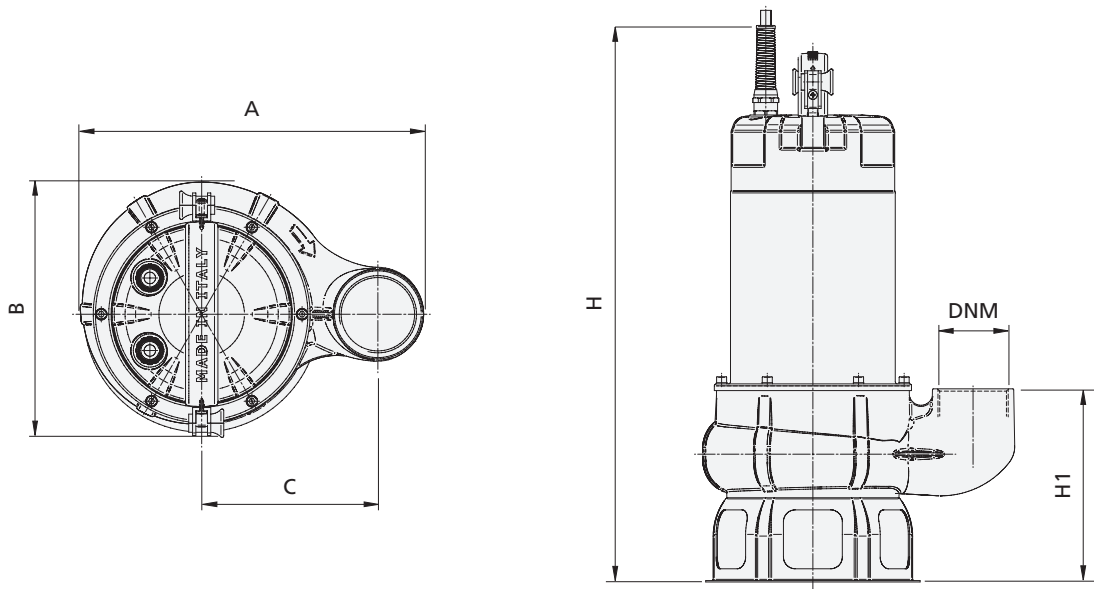


IMPELLER





TYPE		NOMINAL POWER		INPUT POWER	AMP.		Q = CAPACITY												
Single-phase	Three-phase	P2		P1	Single-phase	Three-phase	Total head in meters w.c.												
		HP	kW	kW			m³/h	1,8	3,6	5,4	7,2	9	12	15	18	24	30	33	36
							lt/1'	30	60	90	120	150	200	250	300	400	500	550	600
							H (m)	8,5	8	7,5	7	6,5	6	5,5	4,5	1			
SNX 1000-VS		1	0,75	1,15		5,5		9	8,7	8,5	8,3	8	7,5	7	6,5	4,5	2,5		
SNX 1100-VS		1,1	0,8	1,3		6		10	9,7	9,4	9	8,5	8	7	6	3			
SNX 1402-VS		1,5	1,1	1,35		6,3		11	10,7	10,5	10,3	10	9,5	9	8,5	6,5	3,5		
SNX 1500-VS	SNX 1500-TV	1,5	1,1	1,5		7		12	11,7	11,5	11,3	11	10,5	10	9,5	7,5	5,5	4	2,5
SNX 2000-VS	SNX 2000-TV	2	1,5	1,85		8													



TYPE	THREE-PHASE	DIMENSIONS mm							CABLE	DIMENSIONS mm			WEIGHT Kg
		A	B	C	H	H1	DNM	P		L	H		
SNX 1000-VS		234	174	111,5	445	156	1"½	10 mt H07RNF	237	287	524	12,5	
SNX 1100-VS		265	197	136	472	164	2"	10 mt H07RNF	237	287	524	13,5	
SNX 1402-VS		257	182	129	457	167,5	2"	10 mt H07RNF	237	287	524	13	
SNX 1500-VS	SNX 1500-TV	265	197	136	472	164	2"	10 mt H07RNF	237	287	524	14,5	
SNX 2000-VS	SNX 2000-TV	265	197	136	472	164	2"	10 mt H07RNF	237	287	524	15	